

# East Midlands Gateway Phase 2 (EMG2)

Document DCO 6.6A/MCO 6.6A (Part 5)

ENVIRONMENTAL STATEMENT

Technical Appendices

Appendix 6A

# Transport Assessment

~~October 2025~~ April 2026

# 06

The East Midlands Gateway Phase 2  
and Highway Order 202X and The East Midlands Gateway  
Rail Freight and Highway (Amendment) Order 202X

[SEGRO.COM/SLPEMG2](https://www.segro.com/slpemg2)

**SEGRO**

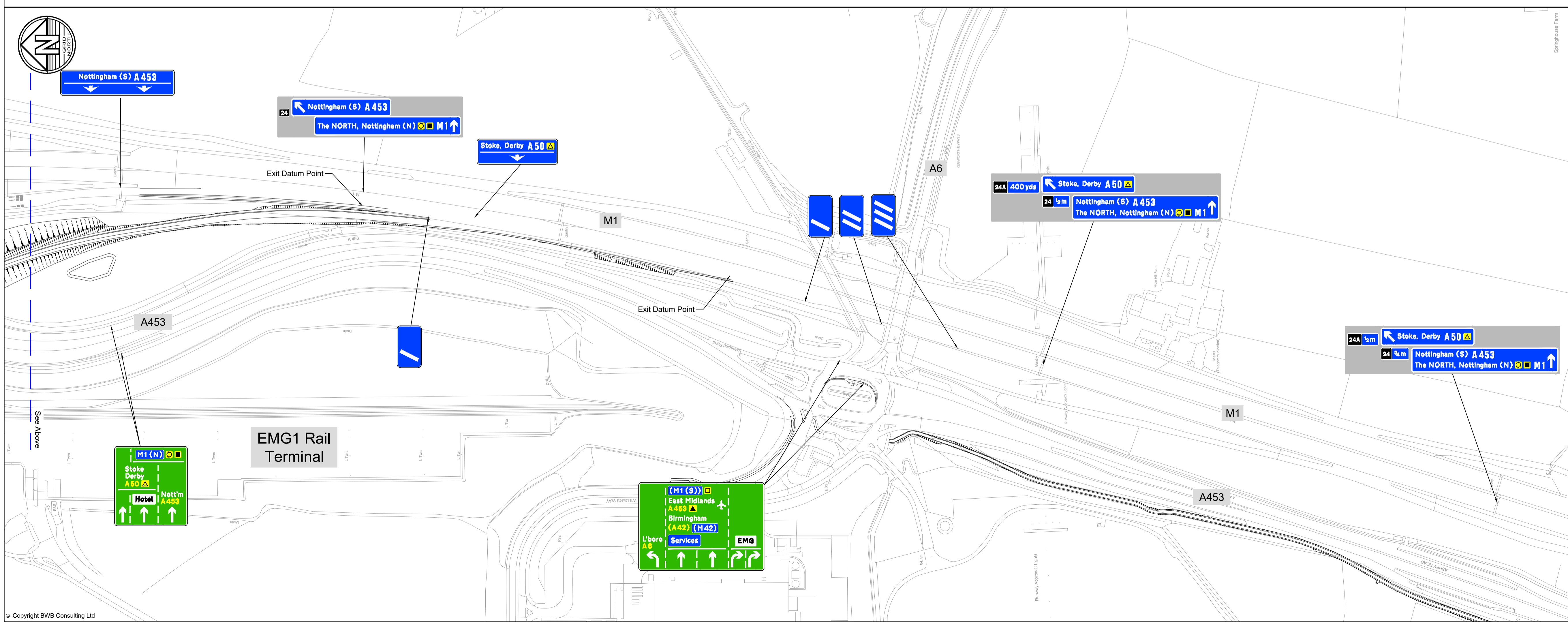
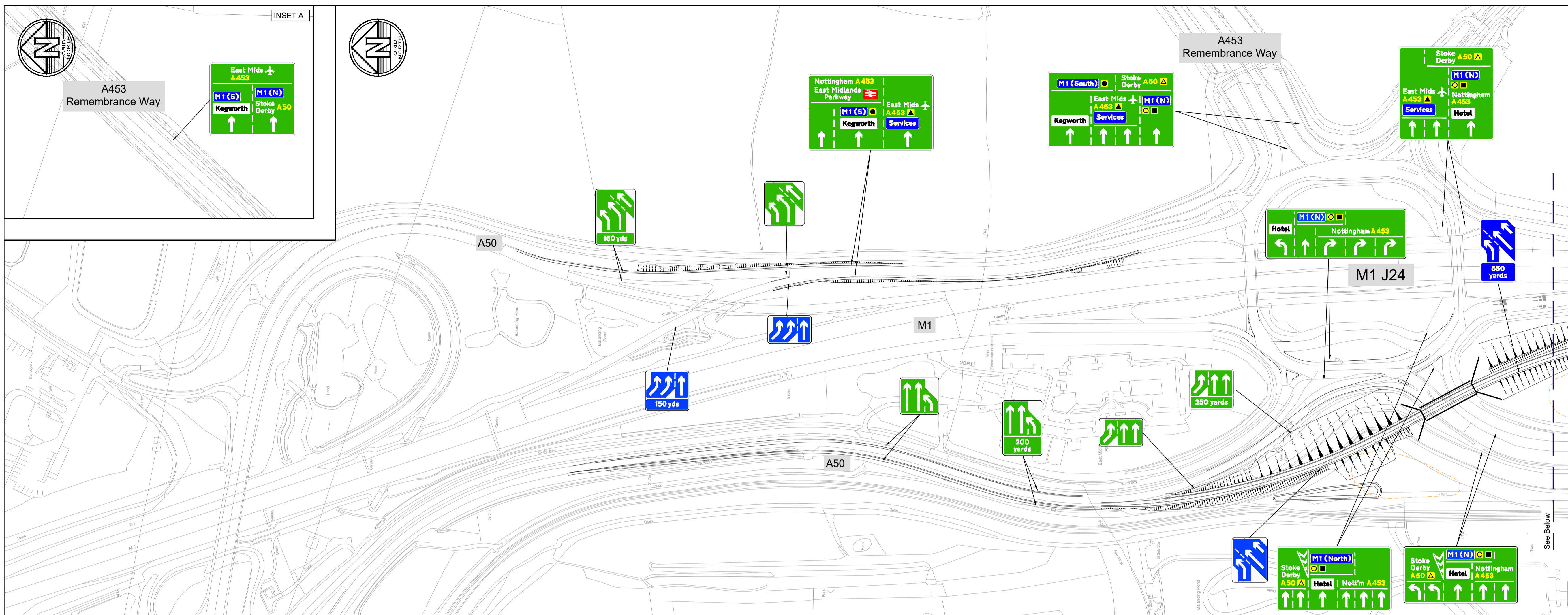
**The East Midlands Gateway Phase 2 and  
Highway Order 202X and The East Midlands  
Gateway Rail Freight and Highway (Amendment)  
Order 202X**

**APPENDIX 6.6A TRANSPORT ASSESSMENT  
(PART 5)  
(DOCUMENT DCO 6.6A/MCO 6.6A)**

<b><u>Version</u></b>	<b><u>Date</u></b>	<b><u>Status of Version</u></b>
<u>0</u>	<u>October 2025</u>	<u>Submission</u>
<u>1</u>	<u>April 2026</u>	<u>Deadline 1</u>

## **APPENDIX 28: Directional Signage Strategy**

---



- Notes**
1. Do not scale this drawing. All dimensions must be checked/ verified on site. If in doubt ask.
  2. This drawing is to be read in conjunction with all relevant architects, engineers and specialists drawings and specifications.
  3. All dimensions in metres unless noted otherwise. All levels in metres unless noted otherwise.
  4. Any discrepancies noted on site are to be reported to the engineer immediately.
  5. The purpose of this drawing is to show the strategy for directional signage. It is subject to detailed design.
  6. Existing retained directional signage are not shown on this drawing.

P03	05.02.26	Strategy updated following RSA1	DF	zz
P02	25.06.25	Scheme updated	SRH	SRH
P01	26.03.25	Preliminary Issue	JFP	SRH
Rev	Date	Details of issue / revision	Drw	Rev

**Issues & Revisions**

**BWB**  
A CAF GROUP COMPANY

Birmingham | 0121 233 3322  
 Leeds | 0113 233 8000  
 London | 020 7407 3879  
 Manchester | 0161 233 4260  
 Nottingham | 0115 924 1100  
[www.bwbconsulting.com](http://www.bwbconsulting.com)




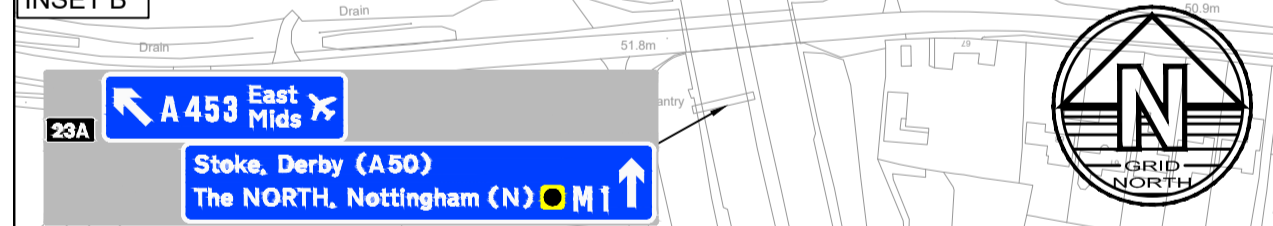


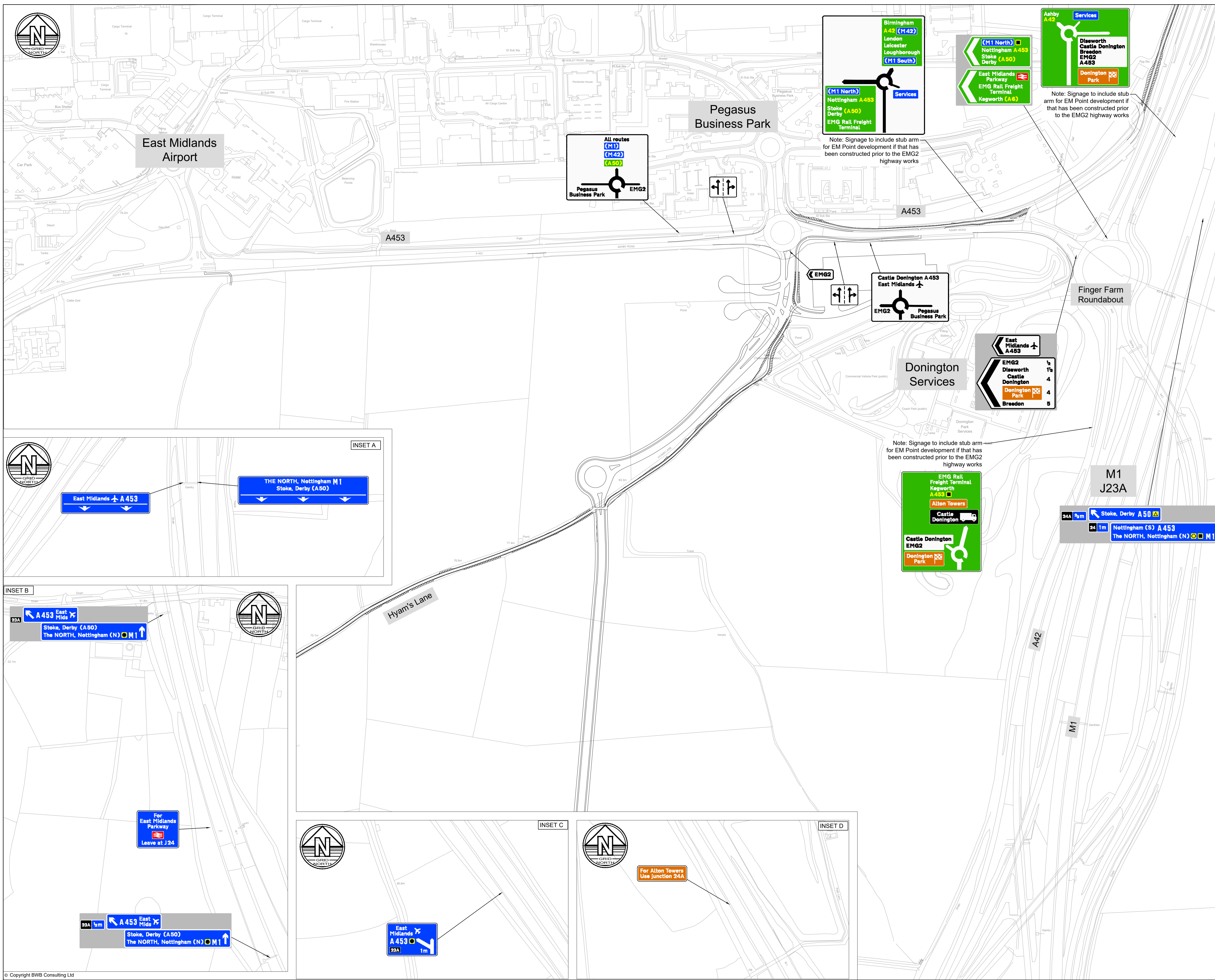
Project Title  
**EAST MIDLANDS GATEWAY 2 (EMG2)**

Drawing Title  
**DIRECTIONAL SIGN STRATEGY SHEET 1 OF 2**

Drawn:	J. Palmer	Reviewed:	S. Hilditch
BWB Ref:	220500	Date:	26.03.25
Scale:	@A1: 1:2500		

**FOR INFORMATION**

Project - Originator - Zone - Level - Type - Role - Number	Status	Rev
EMG2-BWB-HSN-ZZ-DR-CH-1200	S2	P03



**Notes**

1. Do not scale this drawing. All dimensions must be checked/ verified on site. If in doubt ask.
2. This drawing is to be read in conjunction with all relevant architects, engineers and specialist drawings and specifications.
3. All dimensions in metres unless noted otherwise. All levels in metres unless noted otherwise.
4. Any discrepancies noted on site are to be reported to the engineer immediately.
5. The purpose of this drawing is to show the strategy for directional signage. It is subject to detailed design.
6. Existing retained directional signage are not shown on this drawing.

P03	10.02.26	Strategy updated following RSA1	DF	SRH
P02	13.06.25	Background mapping update	SRH	SRH
P01	26.03.25	Preliminary Issue	JFP	SRH
Rev	Date	Details of issue / revision	Drw	Rev

**Issues & Revisions**

**BWB**  
 A CAF GROUP COMPANY

Birmingham | 0121 233 3322  
 Leeds | 0113 233 8000  
 London | 020 7407 3879  
 Manchester | 0161 233 4260  
 Nottingham | 0115 924 1100  
[www.bwbconsulting.com](http://www.bwbconsulting.com)



Project Title  
**EAST MIDLANDS GATEWAY 2 (EMG2)**

Drawing Title  
**DIRECTIONAL SIGN STRATEGY SHEET 2 OF 2**

Drawn:	J. Palmer	Reviewed:	S. Hilditch
BWB Ref:	220500	Date:	26.03.25
Scale:	@A1: 1:2500		

**FOR INFORMATION**

Project - Originator - Zone - Level - Type - Role - Number	Status	Rev
EMG2-BWB-HSN-ZZ-DR-CH-1201	S2	P03